





La ligne du ciel ou
des nuages



Tracer avec son doigt.



La ligne des oiseaux
La branche ou le fil électrique



La ligne des fleurs



Je pars du rond noir
dans le même sens que le cycliste
Je termine à la flèche



Je fais demi-tour

Des petites idées de description de la hauteur des lettres .

Le « a » reste dans les fleurs.


Le « d » rejoint les oiseaux.

Le « l » monte aux nuages.


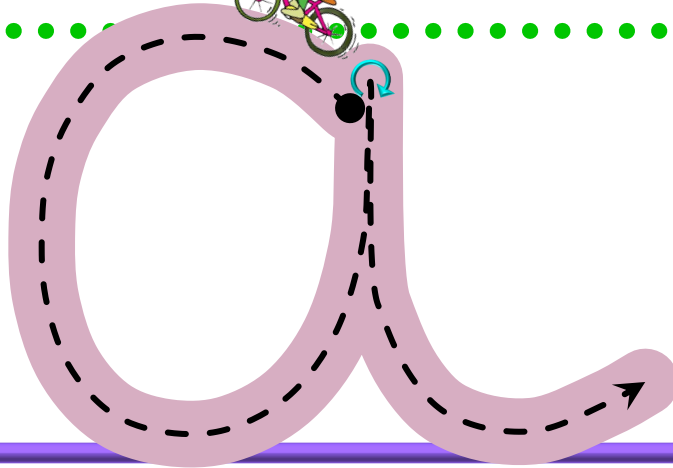


Le « p » a la tête dans les fleurs et descend voir la
taupe...


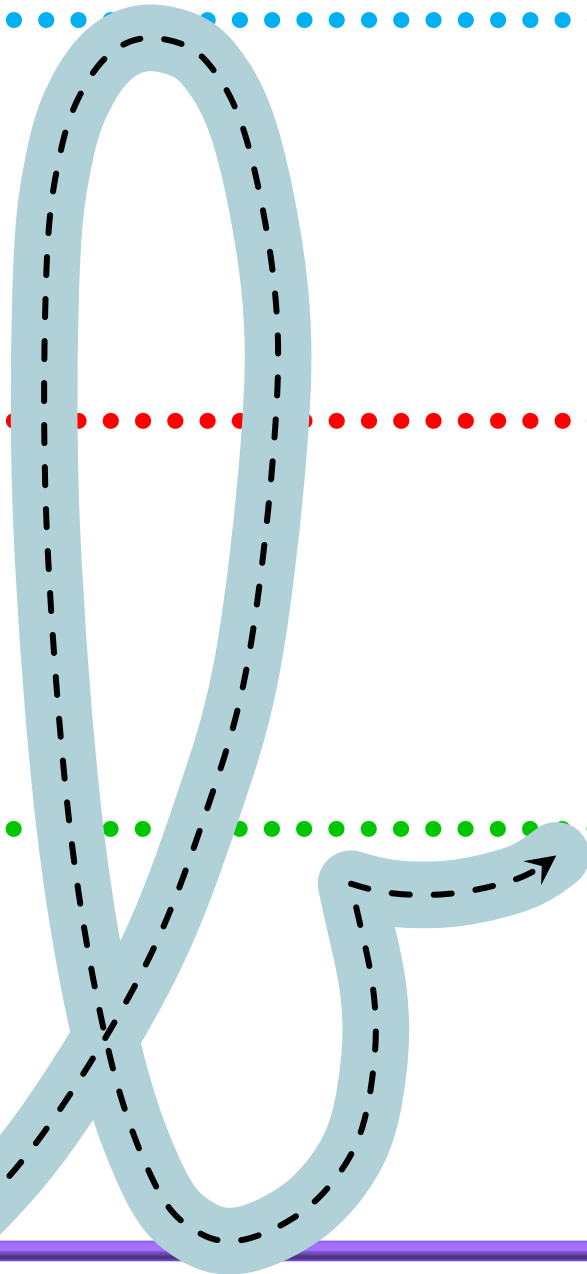


La route, le sol


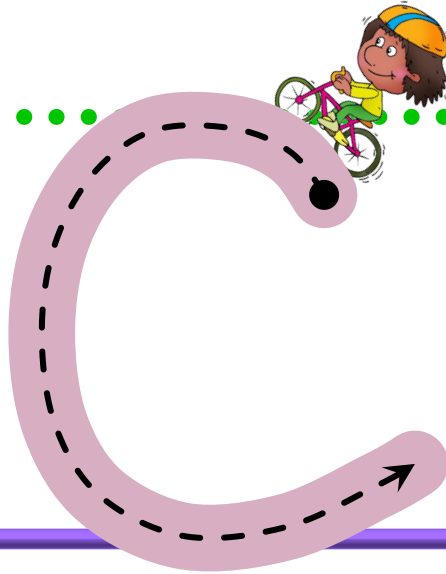


Les lettres et les chiffres mar-
chent sur la route...











La galerie de la taupe
















A large yellow dashed outline of the letter 'R' is centered on the page. The letter is positioned between a blue dotted line at the top and a black dotted line at the bottom. A solid purple horizontal line runs across the middle of the letter. To the left of the letter, there are three horizontal dotted lines: a blue one at the top, a red one in the middle, and a green one at the bottom. A small blue arrow is located at the bottom of the letter's stem, pointing to the right.

